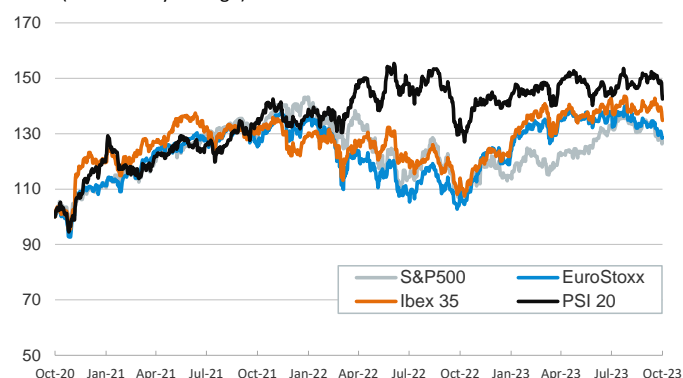


- ▶ In yesterday's session, economic sentiment data releases were the focus of investors' attention. In both Europe and the US, better-than-expected, but still weak economic data, pushed sovereign yields down on both sides of the Atlantic amid an upward trend in previous sessions.
- ▶ In the US, the September ISM services index dropped from 54.5 to 53.6 and in the euro area services September PMIs were revised 0.5 points higher in Germany and France (44.4 and 50.3, respectively). In Spain, the services Index rose in September from 48.6 to 50.1, barely in the expansionary territory.
- ▶ Against this backdrop, stock indices were mostly flat across the euro area, and edged higher in the US. The US dollar was down for most of the session, and the euro appreciated hovering around \$1.05. Oil prices slipped amid news of weaker fuel demand. Today, industrial production data will be released for some euro area countries.

Interest Rates (%)	10/4	10/3	Daily Change (bp)	Weekly Change (bp)	YTD (bp)	YoY Change (bp)
Euro area						
ECB - Official Interest Rate (Refi)	4.50	4.50	0	0	200	325
€STR	3.90	3.90	0	0	201	324
Swap €STR (10Y)	3.28	3.32	-4	10	34	73
3 months (Euribor)	3.96	3.96	0	-1	183	279
12 months (Euribor)	4.21	4.21	0	1	92	180
Germany - 2-Year Bond	3.18	3.21	-3	-6	52	161
Germany - 10-Year Bond	2.92	2.97	-5	8	48	105
France - 10-Year Bond	3.48	3.53	-5	8	52	102
Spain - 10-Year Bond	4.02	4.07	-5	7	50	99
Portugal - 10-Year Bond	3.65	3.71	-6	3	21	73
Italy - 10-Year Bond	4.86	4.93	-8	7	35	69
Risk premium - Spain (10Y)	110	110	-1	0	2	-6
Risk premium - Portugal (10Y)	73	74	-1	-4	-27	-32
Risk premium - Italy (10Y)	194	197	-3	0	-13	-36
US						
Fed - Upper Bound	5.50	5.50	0	0	100	225
Fed Funds Rate Future (Dec.-23)	5.41	5.44	-3	-1	77	127
3 months (SOFR)	5.42	5.41	1	3	83	181
12 months (SOFR)	5.48	5.48	0	1	61	128
2-Year Bond	5.05	5.15	-10	-9	62	96
10-Year Bond	4.73	4.80	-7	12	86	110
Stock Markets	10/4	10/3	Daily Change (%)	Weekly Change (%)	YTD (%)	YoY Change (%)
CaixaBank	3.70	3.72	-0.5	-0.4	0.8	7.5
Ibex 35	9103	9166	-0.7	-2.5	10.6	18.3
PSI 20	5824	5899	-1.3	-4.0	1.7	5.4
MIB	27436	27482	-0.2	-2.1	15.7	26.5
DAX	15100	15085	0.1	-0.8	8.4	19.2
CAC 40	6997	6997	0.0	-1.1	8.1	15.8
Eurostoxx50	4100	4096	0.1	-0.8	8.1	17.7
S&P 500	4264	4229	0.8	-0.3	11.0	12.5
Nasdaq	13236	13059	1.4	1.1	26.5	18.4
Nikkei 225	30527	31238	-2.3	-5.7	17.0	13.1
MSCI Emerging Index	928	939	-1.2	-2.2	-3.0	3.8
MSCI Emerging Asia	498	504	-1.3	-2.1	-3.2	6.1
MSCI Emerging Latin America	2181	2196	-0.7	-3.5	2.5	-2.5
Shanghai	3110	3110	0.0	0.1	0.7	0.9
VIX Index	18.58	19.78	-6.1	2.0	-14.3	-36.1
Currencies	10/4	10/3	Daily Change (%)	Weekly Change (%)	YTD (%)	YoY Change (%)
EUR/USD	1.050	1.047	0.4	0.0	-1.9	5.2
EUR/GBP	0.87	0.87	-0.1	0.0	-2.2	-0.5
EUR/CHF	0.96	0.96	-0.1	-0.4	-2.6	-1.5
USD/JPY	149.12	149.02	0.1	-0.3	13.7	3.5
USD/CNY	7.30	7.30	0.0	-0.2	5.8	2.6
Commodities	10/4	10/3	Daily Change (%)	Weekly Change (%)	YTD (%)	YoY Change (%)
Global Commodities Index	101.6	103.5	-1.8	-3.9	-9.9	-12.2
Brent (US\$/barrel)	85.8	90.9	-5.6	-11.1	-0.1	-6.5
TTF Natural Gas-1M Future (€/MWh)	38.4	37.0	3.9	-2.2	-49.6	-76.3
TTF Natural Gas-Dec.-23 Future (€/MWh)	43.1	41.9	3.0	-8.1	-48.8	-72.9
Gold (US\$/ounce)	1821.4	1823.0	-0.1	-2.9	-0.1	5.5

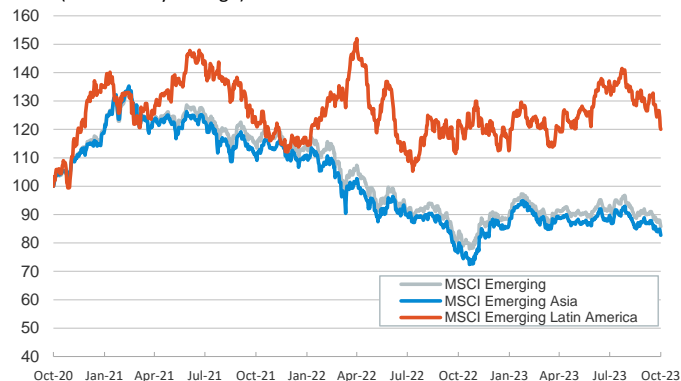
Main advanced stock markets

Index (100=Three years ago)



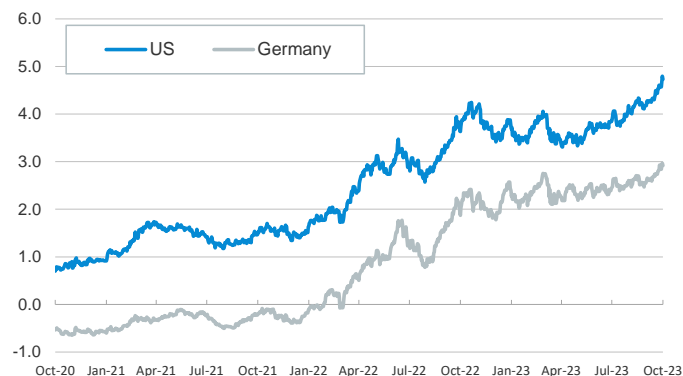
Emerging economies stock markets

Index (100=Three years ago)



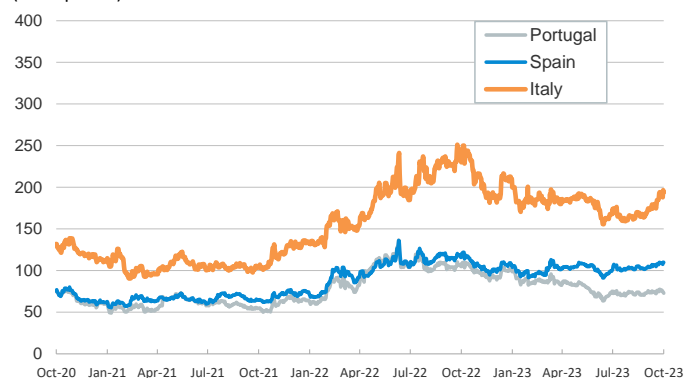
Yield on 10-year public debt: U.S. and Germany

(%)



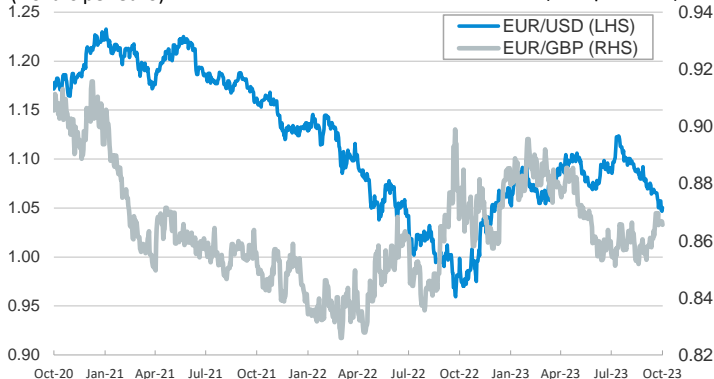
Risk Premium on 10-year debt: Italy, Spain, and Portugal

(basis points)



Exchange rate: Advanced-economy currencies

(Dollars per euro)



Exchange rate: Emerging economies Index

Index (100=Three years ago)



Brent oil price

(US\$/barrel)



Dutch TTF Natural gas price

(€/MWh)



Notice regarding publication of the CaixaBank "Daily Report".

The "Daily Report" is a publication by CaixaBank Research that contains information and opinions from sources considered to be reliable. This document is for informative purposes only and CaixaBank is not liable in any way for any use made thereof. The opinions and estimates are those of the CaixaBank Research and are liable to change without prior notice.