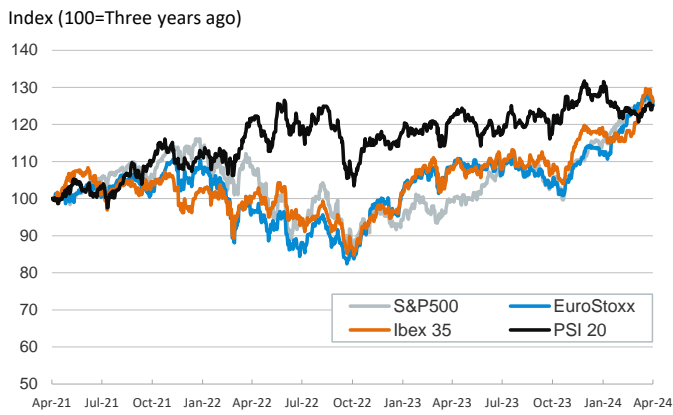


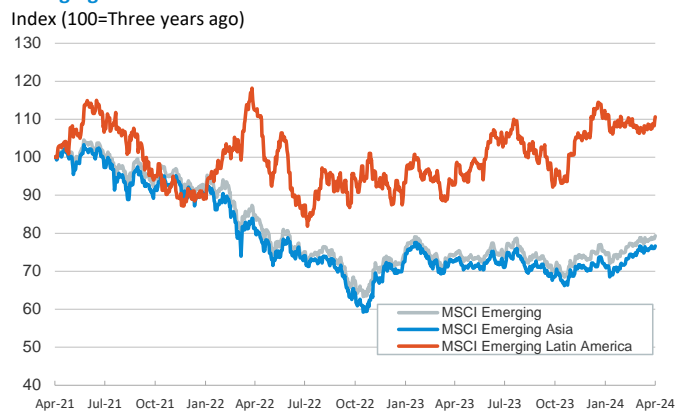
- ▶ In yesterday's session investors traded with a cautious mood as they await key US CPI data to be released this afternoon. Bloomberg consensus expects the headline and core indices to increase by 0.3% m/m, leaving the y/y rate at 3.4% and 3.7%, respectively.
- ▶ In this context, sovereign bonds yields declined markedly on both sides of the Atlantic, and equities registered moderate losses in the euro area. In the US, though, the real estate sector pushed up the stock indices, which managed to close slightly in green.
- ▶ Elsewhere, the price of the barrel of Brent fell below \$90 as talks for a cease fire in Gaza continued, increasing the probability of a de-escalation of the conflict. In FX markets, the US dollar weakened against most currencies and the euro continued to fluctuate below \$1.09.

Interest Rates (%)	4/9	4/8	Daily Change (bp)	Weekly Change (bp)	YTD (bp)	YoY Change (bp)
Euro area						
ECB - Official Interest Rate (Refi)	4,50	4,50	0	0	0	100
€STR	3,91	3,91	0	0	3	101
Swap €STR (10Y)	2,49	2,56	-7	-3	21	-15
3 months (Euribor)	3,92	3,90	1	3	1	84
12 months (Euribor)	3,70	3,67	2	3	18	12
Germany - 2-Year Bond	2,89	2,93	-4	5	51	33
Germany - 10-Year Bond	2,37	2,44	-6	-3	43	19
France - 10-Year Bond	2,86	2,92	-6	-6	39	16
Spain - 10-Year Bond	3,18	3,25	-7	-8	28	-5
Portugal - 10-Year Bond	3,04	3,10	-6	-6	49	-2
Italy - 10-Year Bond	3,75	3,82	-8	-9	15	-28
Risk premium - Spain (10Y)	81	82	0	-5	-15	-23
Risk premium - Portugal (10Y)	67	66	1	-3	6	-21
Risk premium - Italy (10Y)	138	139	-1	-6	-27	-47
US						
Fed - Upper Bound	5,50	5,50	0	0	0	50
Fed Funds Rate Future (Dec.-24)	4,76	4,80	-4	1	92	61
3 months (SOFR)	5,31	5,30	1	0	-2	41
12 months (SOFR)	5,09	5,05	4	2	32	55
2-Year Bond	4,74	4,79	-5	5	49	76
10-Year Bond	4,36	4,42	-6	1	48	97
Stock Markets						
	4/9	4/8	Daily Change (%)	Weekly Change (%)	YTD (%)	YoY Change (%)
CaixaBank	4,72	4,77	-1,1	2,9	26,6	35,1
Ibex 35	10816	10912	-0,9	-1,5	7,1	16,1
PSI 20	6276	6265	0,2	-0,5	-1,9	2,6
DAX	18077	18319	-1,3	-1,1	7,9	15,9
CAC 40	8049	8119	-0,9	-1,0	6,7	9,9
Eurostoxx50	4991	5046	-1,1	-1,0	10,4	15,8
S&P 500	5210	5202	0,1	0,1	9,2	26,9
Nasdaq	16307	16254	0,3	0,4	8,6	34,9
Nikkei 225	39773	39347	1,1	-0,2	18,9	44,5
MSCI Emerging Index	1055	1049	0,6	0,5	3,1	6,9
MSCI Emerging Asia	564	561	0,6	0,0	3,9	5,4
MSCI Emerging Latin America	2585	2564	0,8	2,5	-2,9	19,3
Shanghai	3049	3047	0,0	-0,9	2,5	-8,4
VIX Index	14,98	15,19	-1,4	2,5	20,3	-18,6
Currencies						
	4/9	4/8	Daily Change (%)	Weekly Change (%)	YTD (%)	YoY Change (%)
EUR/USD	1,086	1,086	0,0	0,8	-1,6	-0,4
EUR/GBP	0,86	0,86	-0,2	0,0	-1,2	-2,5
EUR/CHF	0,98	0,98	-0,2	0,3	5,6	-0,6
USD/JPY	151,76	151,82	0,0	0,1	7,6	14,8
USD/CNY	7,23	7,23	0,0	0,0	1,9	5,3
Commodities						
	4/9	4/8	Daily Change (%)	Weekly Change (%)	YTD (%)	YoY Change (%)
Global Commodities Index	102,8	102,9	-0,1	2,1	4,2	-3,2
Brent (US\$/barrel)	89,4	90,4	-1,1	0,6	16,1	5,1
TTF Natural Gas-1M Future (€/MWh)	27,4	27,9	-2,0	4,4	-15,5	-36,6
TTF Natural Gas-Dec.-24 Future (€/MWh)	31,7	31,9	-0,4	7,8	-17,1	-39,5
Gold (US\$/ounce)	2352,8	2339,0	0,6	3,2	14,0	17,2

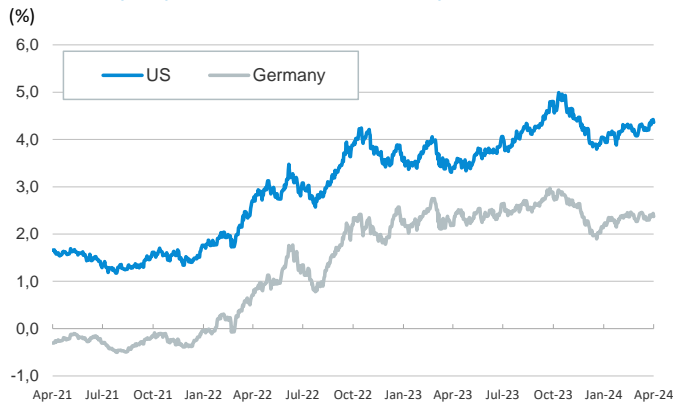
Main advanced stock markets



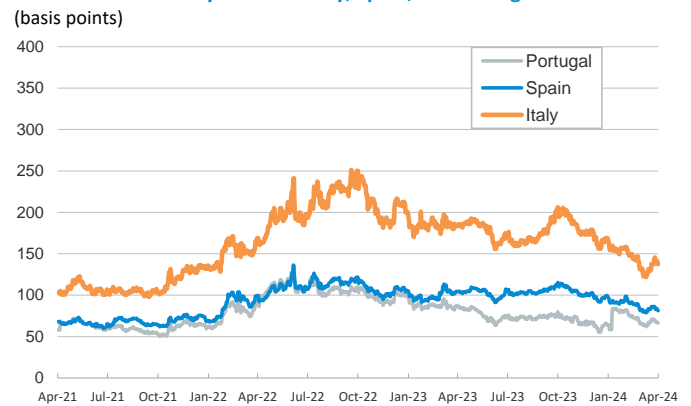
Emerging economies stock markets



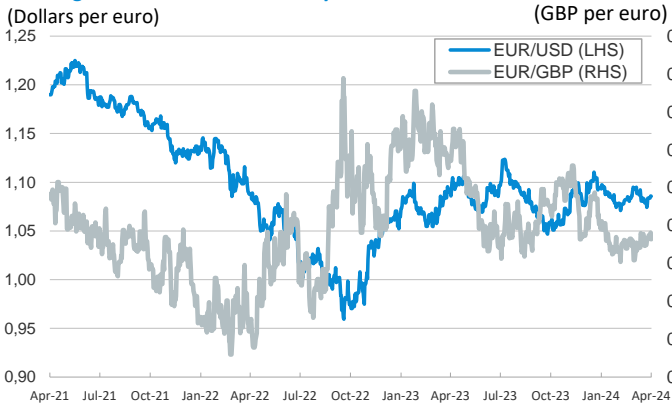
Yield on 10-year public debt: U.S. and Germany



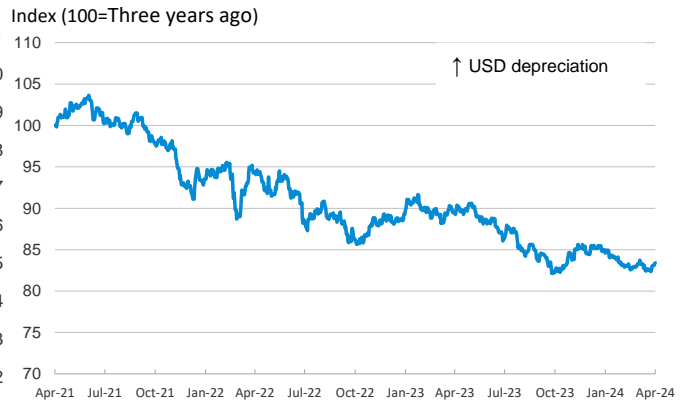
Risk Premium on 10-year debt: Italy, Spain, and Portugal



Exchange rate: Advanced-economy currencies



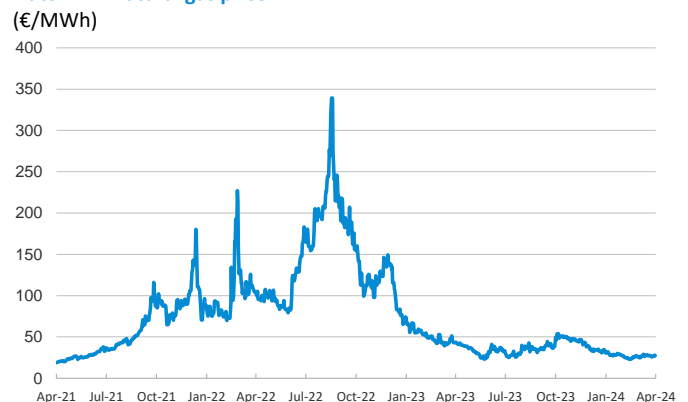
Exchange rate: Emerging economies Index



Brent oil price



Dutch TTF Natural gas price



Notice regarding publication of the CaixaBank "Daily Report".

The "Daily Report" is a publication by CaixaBank Research that contains information and opinions from sources considered to be reliable. This document is for informative purposes only and CaixaBank is not liable in any way for any use made thereof. The opinions and estimates are those of the CaixaBank Research and are liable to change without prior notice.