

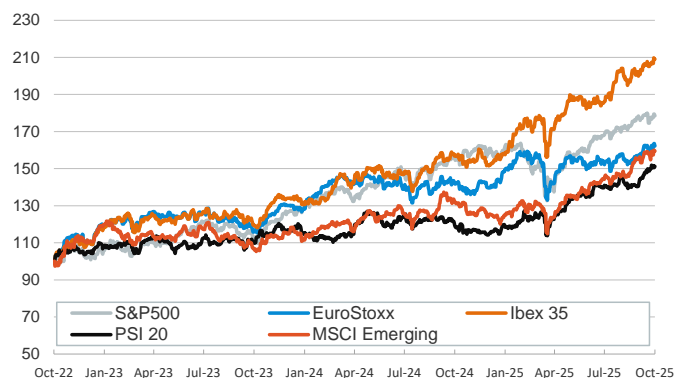
- For the second consecutive day, markets traded without a clear direction. Government yields ended flat on both sides of the Atlantic while stocks mostly fell, with some exceptions in the euro area, amid reports that the Trump administration is considering to curb exports to China made with US software.
- Yesterday's release of UK inflation unveiled a lower-than-expected headline CPI, remaining stable at 3.8% yoy for the third consecutive month. This increased expectations for a rate cut from the BoE this year, which consequently made the GBP depreciate even though it recovered slightly during the day.
- In commodity markets, Brent prices ticked up as US Treasury Secretary mentioned that more sanctions targeting Russia will be announced. Gold prices extended their decline (even though more moderately than yesterday), settling at prices lower than \$4100/ounce for some hours, a level already surpassed this morning.

Interest Rates (%)	10/22	10/21	Daily Change (bp)	Weekly Change (bp)	YTD (bp)	YoY Change (bp)
Euro area						
ECB - Official Interest Rate (Depo)	2.00	2.00	0	0	-100	-125
€STR	1.93	1.93	0	0	-98	-149
Swap €STR (10Y)	2.38	2.37	1	-2	15	6
3 months (Euribor)	2.07	2.04	3	5	-65	-103
12 months (Euribor)	2.16	2.16	0	-1	-30	-47
Germany - 2-Year Bond	1.91	1.91	0	-1	-17	-27
Germany - 10-Year Bond	2.56	2.55	1	-1	20	25
France - 10-Year Bond	3.35	3.34	1	1	16	30
Spain - 10-Year Bond	3.09	3.08	1	-1	3	6
Portugal - 10-Year Bond	2.94	2.94	1	-1	10	17
Italy - 10-Year Bond	3.35	3.34	0	-3	-17	-21
Risk premium - France (10Y)	79	79	0	2	-4	5
Risk premium - Spain (10Y)	53	53	0	0	-17	-19
Risk premium - Portugal (10Y)	38	38	0	0	-10	-8
Risk premium - Italy (10Y)	78	79	-1	-2	-37	-46
US						
Fed - Lower Bound*	4.00	4.00	0	0	-25	-75
Fed Funds Rate Future (Dec.-25)	3.70	3.70	1	0	-21	20
3 months (SOFR)	3.86	3.86	0	-2	-45	-77
12 months (SOFR)	3.47	3.47	0	-4	-71	-69
2-Year Bond	3.44	3.46	-2	-6	-80	-59
10-Year Bond	3.95	3.96	-1	-8	-62	-26
Stock Markets						
CaixaBank	8.89	8.83	0.6	-2.1	69.7	62.7
Ibex 35	15782	15767	0.1	1.4	36.1	33.4
PSI 20	8305	8272	0.4	0.6	30.2	26.7
DAX	24151	24330	-0.7	-0.1	21.3	24.3
CAC 40	8207	8259	-0.6	1.6	11.2	8.9
Eurostoxx50	5639	5687	-0.8	0.6	15.2	14.2
S&P 500	6699	6735	-0.5	0.4	13.9	14.5
Nasdaq	22740	22954	-0.9	0.3	17.8	22.4
Nikkei 225	49308	49316	0.0	3.4	23.6	28.4
MSCI Emerging Index	1380	1384	-0.3	1.1	28.3	20.8
MSCI Emerging Asia	768	771	-0.4	1.3	28.6	21.3
MSCI Emerging Latin America	2493	2484	0.4	1.0	34.6	14.9
Shanghai	3914	3916	-0.1	0.0	16.8	19.1
VIX Index	18.60	17.87	4.1	-9.9	7.2	2.2
Currencies & Cryptocurrencies						
EUR/USD	1.161	1.160	0.1	-0.3	12.1	7.5
EUR/GBP	0.87	0.87	0.2	0.0	5.1	4.5
EUR/CHF	0.92	0.92	0.0	-0.4	-1.7	-1.1
USD/JPY	151.98	151.93	0.0	0.6	-3.3	0.6
USD/CNY	7.13	7.12	0.0	0.0	-2.4	0.0
BTC/USD	107689.61	110857.91	-2.9	-3.1	14.9	59.5
Commodities						
Global Commodities Index	105.9	105.8	0.1	0.3	7.2	5.8
Brent (US\$/barrel)	62.6	61.3	2.1	1.1	-16.1	-17.7
TTF Natural Gas-1M Future (€/MWh)	31.8	32.2	-1.3	-0.2	-35.0	-22.0
TTF Natural Gas-Dec.-25 Future (€/MWh)	32.1	32.4	-1.1	0.1	-28.4	-20.1
Gold (US\$/ounce)	4098.4	4125.2	-0.6	-2.6	56.2	49.1

* To ensure the best comparability between USD and EUR policy rates, we are now displaying the lower bound of the Federal Funds Target Rate and the ECB'S Deposit Facility Rate, respectively

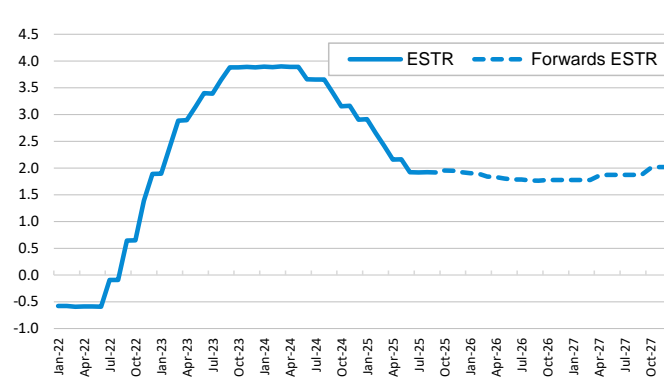
Main stock markets

Index (100=Three years ago)



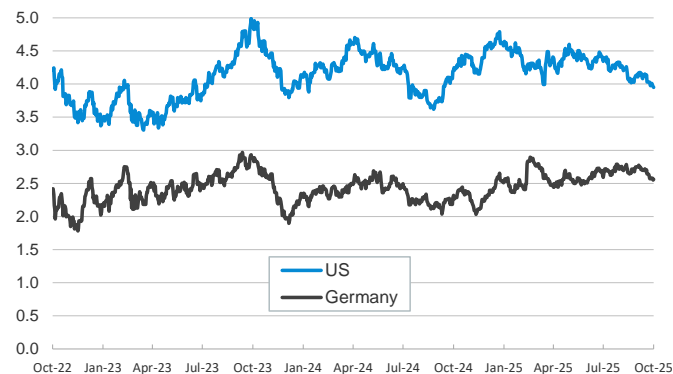
€STR: historical data and forwards

(%)



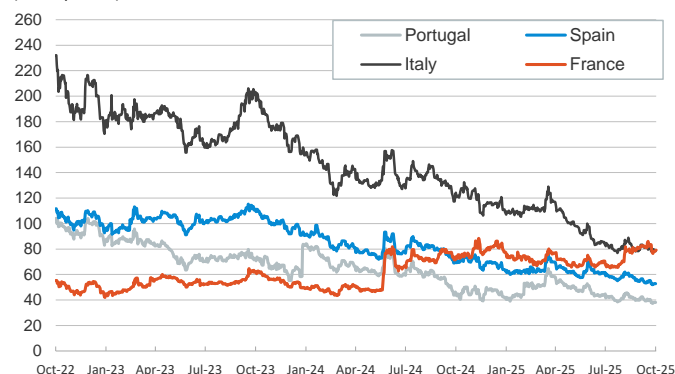
Yield on 10-year public debt: U.S. and Germany

(%)



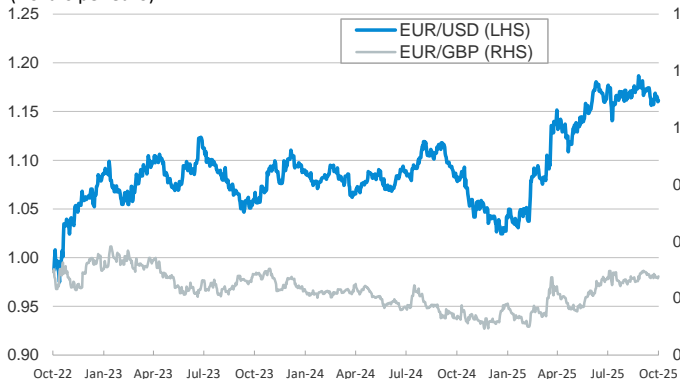
Risk Premium on 10-year debt: France, Italy, Spain, and Portugal

(basis points)



Exchange rate: Advanced-economy currencies

(Dollars per euro)



Exchange rate: Emerging economies Index

Index (100=Three years ago)



Brent oil price

(US\$/barrel)



Dutch TTF Natural gas price

(€/MWh)



Notice regarding publication of the CaixaBank "Daily Report".

The "Daily Report" is a publication by CaixaBank Research that contains information and opinions from sources considered to be reliable. This document is for informative purposes only and CaixaBank is not liable in any way for any use made thereof. The opinions and estimates are those of the CaixaBank Research and are liable to change without prior notice.