

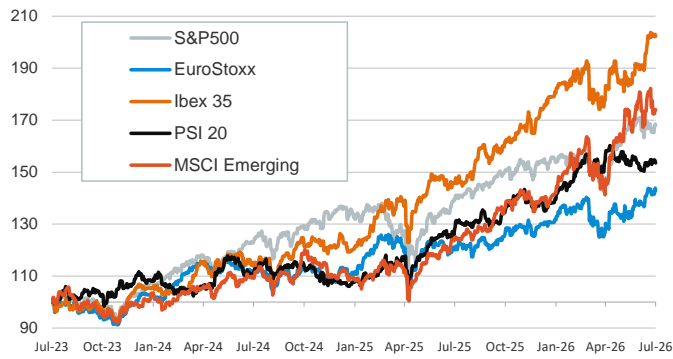
- ▶ During yesterday's session, energy prices continued to fall on increased optimism about reaching a long-term peace agreement in the Middle East, after President Trump was positive about the talks held in Qatar. Brent crude and TTF natural gas prices fell below USD 72/barrel and EUR 43/MWh, respectively.
- ▶ Euro area sovereign short-term yields fell, as CPI numbers unveiled a cooler-than-expected inflation in June (2.8% YoY vs 3% expected), while long-term ones rose, slightly widening peripheral spreads. US Treasuries closed flat on a choppy session, with the manufacturing ISM coming in line with expectations.
- ▶ In currency markets, the inflation surprise weighed on the euro, which depreciated against major currencies as expectations for another rate cut from the ECB this year decreased. Equity markets fell on both sides of the Atlantic, correcting the movements of the past session, driven by losses in the technology sector. Asian markets, however, managed to post gains.

Interest Rates (%)	7/1	6/30	Daily Change (bp)	Weekly Change (bp)	YTD (bp)	YoY Change (bp)
Euro area						
ECB - Official Interest Rate (Depo)	2,25	2,25	0	0	25	25
€STR	2,18	2,18	0	0	26	26
Swap €STR (10Y)	2,71	2,69	2	1	3	30
3 months (Euribor)	2,31	2,32	-1	1	29	35
12 months (Euribor)	2,73	2,73	0	-5	48	66
Germany - 2-Year Bond	2,51	2,53	-2	-3	39	66
Germany - 10-Year Bond	2,88	2,86	2	1	2	30
France - 10-Year Bond	3,68	3,65	3	5	12	43
Spain - 10-Year Bond	3,37	3,34	3	4	9	16
Portugal - 10-Year Bond	3,27	3,24	2	3	12	24
Italy - 10-Year Bond	3,66	3,63	3	7	12	22
Risk premium - France (10Y)	80	79	1	4	9	13
Risk premium - Spain (10Y)	50	48	1	2	6	-15
Risk premium - Portugal (10Y)	39	38	1	2	9	-6
Risk premium - Italy (10Y)	79	77	2	6	9	-9
US						
Fed - Lower Bound*	3,50	3,50	0	0	0	-75
Fed Funds Rate Future (Dec.-26)	3,96	3,96	0	0	90	89
3 months (SOFR)	3,73	3,73	0	-1	8	-57
12 months (SOFR)	3,99	3,99	0	-5	57	12
2-Year Bond	4,17	4,17	0	2	70	40
10-Year Bond	4,48	4,47	1	9	31	24
Stock Markets						
	7/1	6/30	Daily Change (%)	Weekly Change (%)	YTD (%)	YoY Change (%)
CaixaBank	12,50	12,39	0,9	1,1	19,7	70,2
Ibex 35	19407	19472	-0,3	0,1	12,1	38,7
PSI 20	9090	9133	-0,5	0,4	10,0	19,7
DAX	25040	24996	0,2	1,2	2,2	5,8
CAC 40	8337	8404	-0,8	-0,6	2,3	8,8
Eurostoxx50	6283	6328	-0,7	1,1	8,5	18,9
S&P 500	7483	7499	-0,2	1,7	9,3	20,7
Nasdaq	26040	26214	-0,7	2,2	12,0	28,9
Nikkei 225	70475	70062	0,6	1,9	40,0	76,2
MSCI Emerging Index	1722	1723	-0,1	-0,5	22,6	40,1
MSCI Emerging Asia	986	987	-0,1	-0,7	27,2	45,8
MSCI Emerging Latin America	2935	2949	-0,5	1,4	8,3	24,6
Shanghai	4112	4094	0,4	0,0	3,6	18,9
VIX Index	16,59	16,45	0,9	-11,0	11,0	-1,4
Currencies & Cryptocurrencies						
	7/1	6/30	Daily Change (%)	Weekly Change (%)	YTD (%)	YoY Change (%)
EUR/USD	1,138	1,142	-0,4	0,2	-3,1	-3,6
EUR/GBP	0,86	0,86	-0,5	-0,7	-1,7	-0,2
EUR/CHF	0,92	0,92	-0,2	-0,2	-1,0	-1,4
USD/JPY	162,58	162,55	0,0	0,5	3,7	13,4
USD/CNY	6,79	6,79	0,1	-0,3	-2,8	-5,2
BTC/USD	60068,69	58642,15	2,4	-1,3	-31,5	-43,3
Commodities						
	7/1	6/30	Daily Change (%)	Weekly Change (%)	YTD (%)	YoY Change (%)
Global Commodities Index	123,2	123,2	0,0	0,8	12,3	20,6
Brent (US\$/barrel)	71,6	72,9	-1,9	-2,9	17,6	6,6
TTF Natural Gas-1M Future (€/MWh)	42,8	43,4	-1,5	4,7	51,9	27,0
TTF Natural Gas-Dec.-26 Future (€/MWh)	42,5	43,1	-1,4	3,7	53,3	25,8
Gold (US\$/ounce)	4030,7	4008,0	0,6	0,8	-6,7	20,7

* To ensure the best comparability between USD and EUR policy rates, we are now displaying the lower bound of the Federal Funds Target Rate and the ECB'S Deposit Facility Rate, respectively

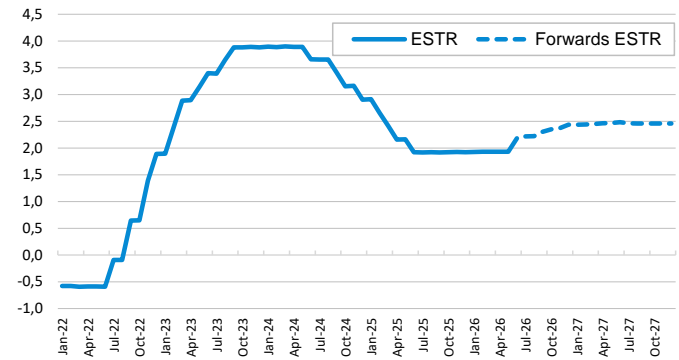
Main stock markets

Index (100=Three years ago)



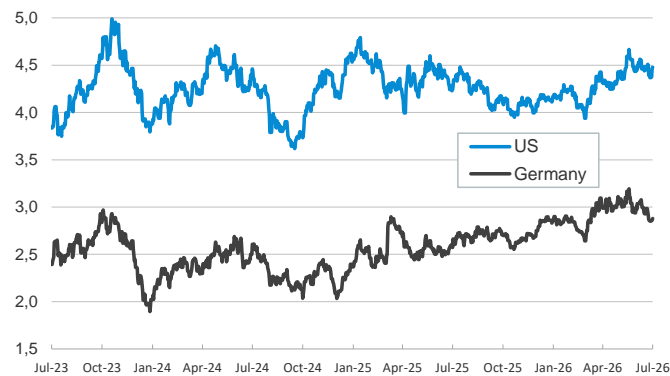
€STR: historical data and forwards

(%)



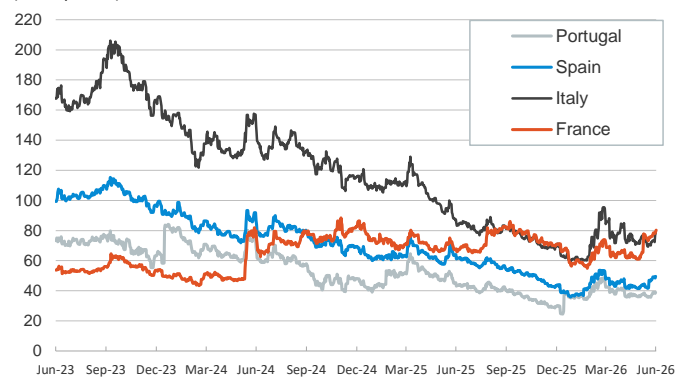
Yield on 10-year public debt: U.S. and Germany

(%)



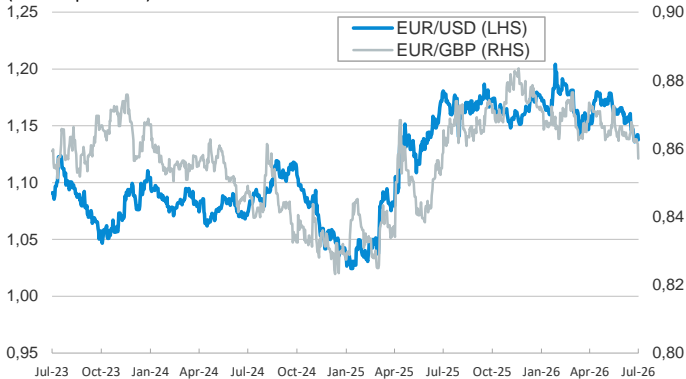
Risk Premium on 10-year debt: France, Italy, Spain, and Portugal

(basis points)



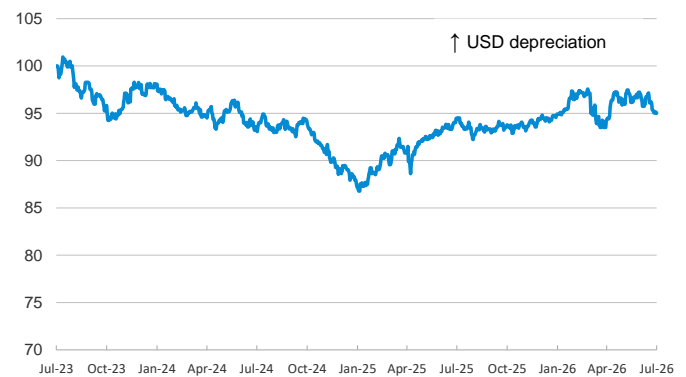
Exchange rate: Advanced-economy currencies

(Dollars per euro)



Exchange rate: Emerging economies Index

Index (100=Three years ago)



Brent oil price

(US\$/barrel)



Dutch TTF Natural gas price

(€/MWh)



Notice regarding publication of the CaixaBank "Daily Report".

The "Daily Report" is a publication by CaixaBank Research that contains information and opinions from sources considered to be reliable. This document is for informative purposes only and CaixaBank is not liable in any way for any use made thereof. The opinions and estimates are those of the CaixaBank Research and are liable to change without prior notice.