

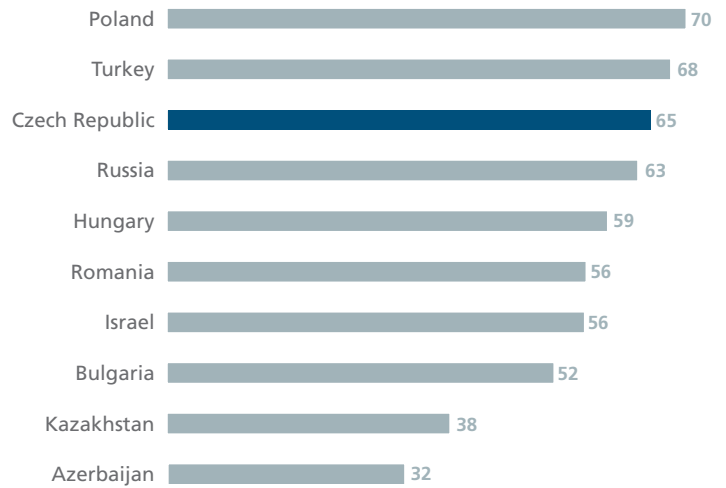
(Min. 0 - Max. 100)



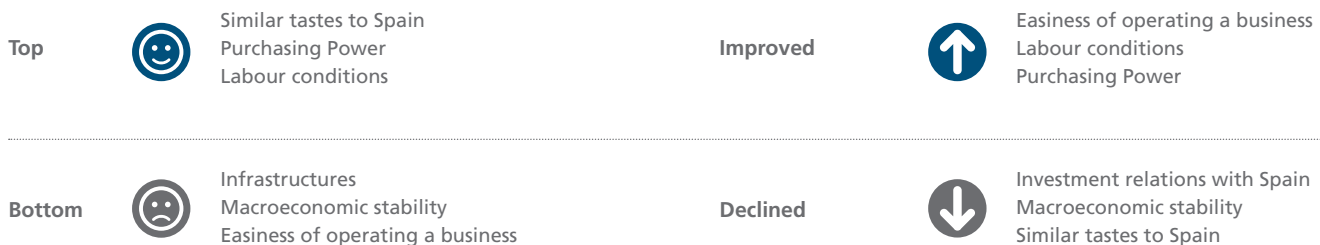
Note: From lower to higher potential to establish internationalisation ties with the country.

Pillars (2019)

(Min. 0 - Max. 100)


CIBI - Regional comparison (2019)


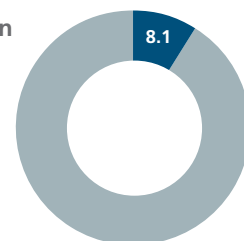
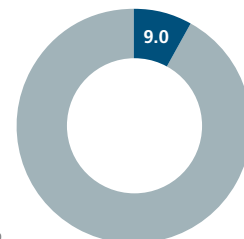
Note: CIBI breakdown according to the different pillars, plus regional comparison.

Subpillars (2019)

Economic indicators

Population:	10.6 million inhabitants
GDP:	242 billion \$
GDP per capita:	22,850 \$
Currency:	Czech koruna (CZK)

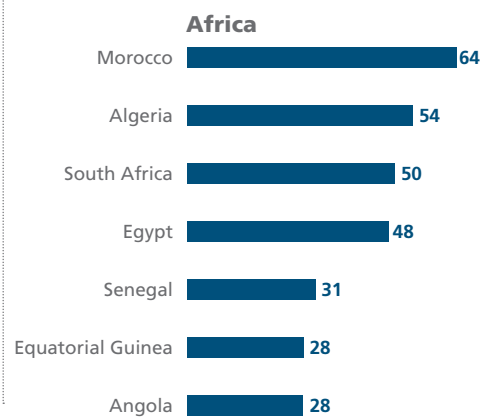
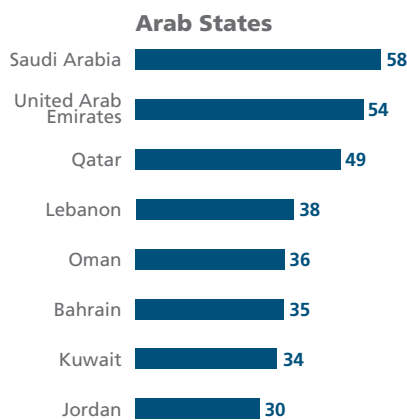
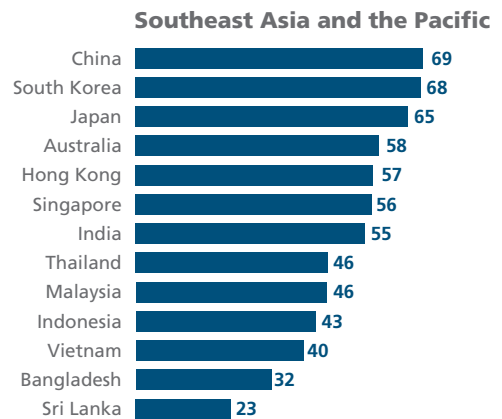
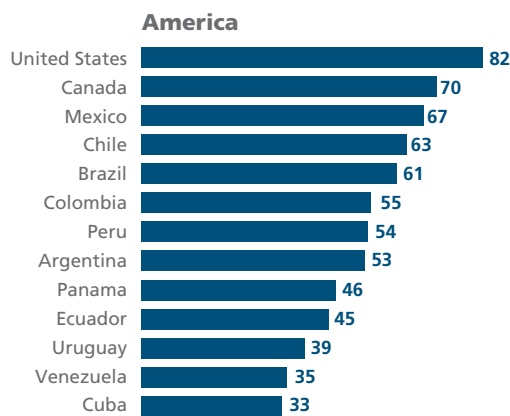
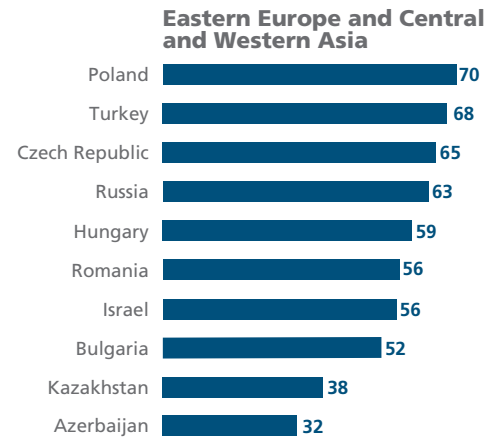
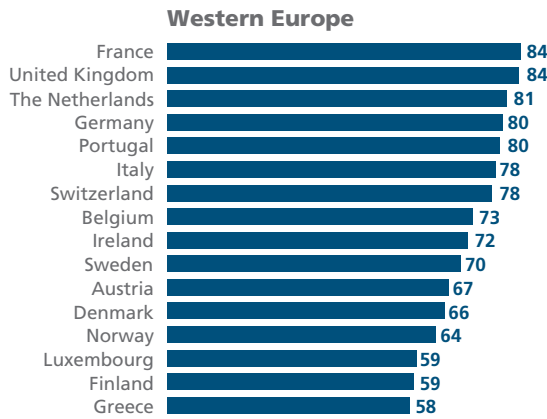
Trade relations

Exports of goods from Spain to Czech Republic (% of total Spain's exports)	0.9%
Spain's import of goods from Czech Republic (% of total Spain's imports)	1.4%
Exports of goods from Czech Republic to Spain (% of total Czech Republic's exports)	3.1%
Czech Republic's imports of goods from Spain (% of total Czech Republic's imports)	1.5%

Exports of goods from Spain to Eastern Europe and Central and Western Asia*
 (% of total Spain's exports)

Spain's import of goods from Eastern Europe and Central and Western Asia*
 (% of total Spain's imports)


Note: *The region corresponds to the group of countries analysed in the CIBI.

Annex 1 Regional comparison



Annex 2 Description of CIBI* pillars and subpillars

Pillars (weight in %)

Subpillars

1. Accessibility (26%)	1.1 Distance, communications, and agreements with Spain 1.2 Infrastructures
2. Ease of operating (18%)	2.1 Easiness of operating a business 2.2 Labour conditions 2.3 Investment relations with Spain
3. Commercial attractiveness (36%)	3.1 Purchasing Power 3.2 Similar tastes to Spain
4. Financial environment and innovation (15%)	4.1 Credit and financial development 4.2 Innovation capability
5. Stability (5%)	5.1 Institutional 5.2 Macroeconomic

Note: * For more details, please see CaixaBank Research Working Document of 01/19.